

VR1251L - Rýma a zánět nosních dutin

Objednávací kód: 4304.1001504

VR1251

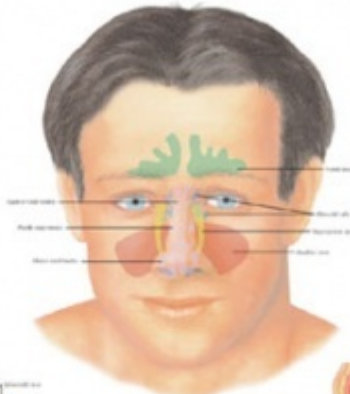
Acute Rhinitis (nasal cold)
 An acute, progressive, irritative inflammation of the nasal mucosa and/or the mucosa of the paranasal sinuses.

Causes

1. Viral (90% of all cases) caused by rhinoviruses, but also by adenoviruses, influenza, herpes simplex.
2. Increased air humidity, in other situations the allergic cause (change in the nasal mucosa membrane).
3. Allergic (allergy) of the nasal mucosa membrane in case of hay fever and allergic rhinitis (asthma or case of allergic conjunctivitis, hay fever, asthma).
4. Acute rhinitis can be caused by trauma, such as trauma, by

Symptoms
 Rhinitis is characterized by a sudden onset of nasal discharge (clear or yellow) and nasal congestion. There may be a decrease in the sense of smell and taste. There may be a feeling of pressure or fullness in the paranasal sinuses.

Diagnosis
 Rhinitis is usually diagnosed by a general practitioner. The diagnosis is based on the history and physical examination. In some cases, a nasal smear or culture may be performed to identify the cause of the illness.



Acute Rhinitis (infection of the paranasal sinuses)
 An acute inflammation of the paranasal sinuses, which are located in the facial bones. The infection is usually caused by bacteria, but it can also be caused by viruses or fungi.

Causes

1. Acute rhinitis, which is the most common cause of acute sinusitis.
2. Spread of infection from the nasal cavity to the paranasal sinuses.
3. Spread of infection from the paranasal sinuses to the nasal cavity.
4. Spread of infection from the paranasal sinuses to the nasal cavity.

Symptoms
 Acute sinusitis is characterized by a sudden onset of nasal discharge (yellow or green) and nasal congestion. There may be a decrease in the sense of smell and taste. There may be a feeling of pressure or fullness in the paranasal sinuses.

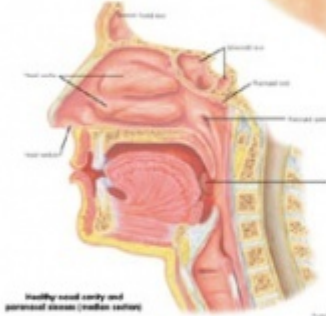
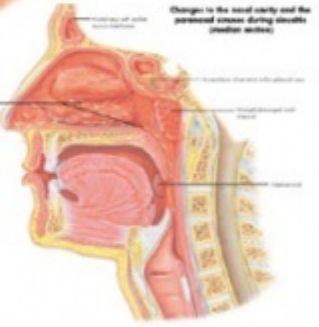


Illustration of the paranasal sinuses

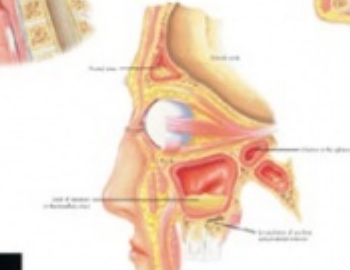


Changes to the nasal cavity and the paranasal sinuses during acute sinusitis

Chronic Rhinitis
 Chronic rhinitis is a long-term inflammation of the nasal mucosa.

Causes

1. Chronic rhinitis.
2. Inflammation of the paranasal sinuses.
3. Spread of infection from the nasal cavity to the paranasal sinuses.
4. Spread of infection from the paranasal sinuses to the nasal cavity.

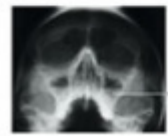


Changes caused by sinusitis around the close anatomical proximity to neighboring organs

Chronic Sinusitis
 Chronic sinusitis is a long-term inflammation of the paranasal sinuses.

Symptoms
 Chronic sinusitis is characterized by a long-term nasal discharge (yellow or green) and nasal congestion. There may be a decrease in the sense of smell and taste. There may be a feeling of pressure or fullness in the paranasal sinuses.

Treatment of acute and chronic sinusitis
 Treatment of acute and chronic sinusitis involves the use of antibiotics, decongestants, and nasal irrigation. In some cases, surgery may be required to remove the source of the infection.



X-ray result showing sinusitis

Diagnosis of sinusitis

1. Physical examination, nasal passage patency in the frontal or
2. Diagnostic imaging of the paranasal sinuses, computed tomography (CT) or magnetic resonance imaging (MRI).
3. In some cases, a nasal smear or culture may be performed to identify the cause of the illness.

Cena bez DPH
 Cena s DPH
 Parametry
 Typy posterů
 Jazyk popisků
 Rozměr
 Množstevní jednotka

598,00 Kč
 723,58 Kč
 Malé laminované postery
 Angličtina
 50 x 67 [cm]
 ks

Tento barevný anatomický poster poskytuje informace týkající se rýmy a zánětu vedlejších nosních dutin. Naleznete zde příčinu, průběh a anatomii.

- Laminovaný poster, 50 × 67 cm